



GROWING TOGETHER

AIRPORT SERVICE EQUIPMENT TIRES

INDUSTRIAL TIRES





GROWING TOGETHER

AIRPORT EQUIPMENT INDUSTRIAL TIRES

In today's interconnected world, airports serve as vital hubs driving global commerce and connectivity. Recognizing the pivotal role airports play in facilitating international trade and logistics, BKT has developed a comprehensive range of tires tailored to the unique demands of airport operations. Designed to enhance efficiency and streamline logistic processes, our tires are engineered for forklifts, baggage carts, and push back tractors in use in airports. In a landscape where reliability and performance are paramount, BKT tires stand as a beacon of quality, offering unparalleled comfort, stability, and longevity. Our diverse portfolio encompasses radial, bias, and solid tires, each meticulously crafted with a variety of tread patterns and compounds to cater to the diverse needs of airport professionals. Whether navigating bustling terminals or traversing challenging terrains, BKT tires deliver optimal performance, ensuring smooth operations in any scenario. Experience the difference with BKT – where innovation meets reliability, and excellence knows no bounds.



Radial

Radial tires have steel cords that are arranged running radially from bead to bead around the tire. Sidewall and tread have independent functional features providing more flexibility, great performance, durability, and fuel economy.



Bias

Bias tires have cord plies that are arranged running diagonally from bead to bead across the tire. Layers overlap forming a crisscross pattern. This design features extraordinary sidewall resistance and puncture resistance.



Solid

Solid tires are not filled with air or other gases. They consist of several layers made of special rubber compounds and steel wires in bead region. Solid tires provide extraordinary stability, puncture resistance, and high load capability. These maintenance-free tires are mainly used for forklifts and other industrial vehicles.



SERVICE EQUIPMENT TIRES

TECHNOLOGIES AND PERFORMANCE



All Steel



Comfort



Cut and Chip
Resistance



Deep Tread



Durability



Fuel Economy



Handling and Comfort



Heat Resistance



High Load Capacity



High Puncture
Resistance



Low Rolling
Resistance



Special Antistatic
Compound



Special Compound



Stability



Steering Control



Traction

AIRPORT SERVICE EQUIPMENT TIRES



PORTMAX PM 90



[p. 6]



PORT KING CLASSIC



[p. 7]



LIFTMAX LM 63



[p. 8]



LIFTMAX LM 81



[p. 9]



MAGLIFT



[p. 11]



MAGLIFT ECO RIB



[p. 17]





MAGLIFT GROSS



[p. 18]



ROCK GRIP IND4 (RS)



[p. 19]



POWER TRAX HD (FL)



[p. 20]



PL 801



[p. 22]





Radial



A5



214



PORTMAX PM 90

RADIAL PORT TIRES

PORTMAX PM 90 has been specially designed for reach stackers in several applications including industrial handling and steelworks. It is an All Steel radial tire that provides great durability and stability. Its special antistatic tread compound ensures particular heat resistance and an extended tire life-cycle. PORTMAX PM 90 offers reduced rolling resistance improving fuel economy.

Technologies



Special Antistatic Compound

Performance



Stability



Durability



Heat Resistance



Fuel Economy



Ø 25"	Tire size	Type	STAR RATING	LI/SS	Version	O.W. (mm)	O.D. (mm)	SLR (mm)	RC (mm)	RIM	
										Rec.	Alt.
	18.00 R 25	TL	***	207 A5	IND	495	1655	730	5024	13.00/2.5	-
Ø 33"	18.00 R 33	TL	***	214 A5	IND	485	1845	857	5624	13.00/2.50	13.00/2.50 IF

IND: Industrial





PORT KING CLASSIC

PORT KING CLASSIC is BKT's latest-generation port tire, which has been specially engineered for container handling equipment. The tire ensures maximum operating efficiency and exceptional stability in lift mode. Thanks to its strong nylon casing, PORT KING CLASSIC stands out for higher load capacity minimizing the risk of impact breaks, snags, and punctures. The new wear-resistant compound has been developed to ensure an extended product life-cycle, and to provide the best return on investment. Thanks to its features PORT KING CLASSIC can be used also on push back tractors in airport hubs.

Ø 25"	Tire size	Type	PR	LI/SS	Version	O.W. (mm)	O.D. (mm)	SLR (mm)	RC (mm)	RIM	
										Rec.	Alt.
18.00 - 25	TL	40	-	IND	528	1675	765	4955	13.00/2.5	15.00/2.5	

IND: Industrial



Bias



Technologies



Special Compound

Performance



Durability



High Load Capacity



High Puncture Resistance



Stability





Radial



153



LIFTMAX LM 63

LIFTMAX LM 63 has been specially developed for industrial and logistics operations. The 3-rib tread design provides low rolling resistance with good wet grip and uniform tread wear with better handling. It is an All Steel radial tire with multilayer steel belts offering lower vibration as well as enhanced stability and comfort.

Technologies



All Steel

Performance



Stability



Comfort

Ø 8"	Tire size	Type	STAR RATING	LI/SS	Version	O.W.	O.D.	SLR	RC	RIM	
						(mm)	(mm)	(mm)	(mm)	Rec.	Alt.
	180/70 R 8 (18 X 7 R 8)	TL	-	125 A5	STD	170	460	-	-	4.33 R	-
	180/70 R 8 IMP (18 X 7 R 8)	TL	-	120 A8	STD	170	460	-	-	4.33 R	-
Ø 9"	6.00 R 9	TL	-	121 A5	STD	160	542	-	-	4.00 E	-
Ø 10"	6.50 R 10	TL	-	128 A5	STD	176	592	-	-	5.50 F	-
Ø 12"	7.00 R 12	TL	-	136 A5	STD	195	675	-	-	5.00 S	-
Ø 15"	7.00 R 15	TL	-	143 A5	STD	198	738	-	-	5.50	5.00
	8.25 R 15	TL	-	153 A5	STD	240	844	-	-	6.5	7.0

STD: Standard





LIFTMAX LM 81

LIFTMAX LM 81 has been specifically designed and engineered for heavy forklift and terminal tractors. Its aggressive and robust tread pattern together with the unique Antistatic tread compound ensure excellent wear properties and a long service life. The strong All Steel casing and the reinforced sidewall provide maximum stability and handling during lift mode, together with a superior traction. In addition, its radial casing absorbs surfaces irregularities to provide a better riding comfort and increase operator confidence. LIFTMAX LM 81 is Antistatic compliant, and all its sizes are capable of dissipating static charge from the vehicle.

Ø 8"	Tire size	Type	LI/SS	Version	O.W. (mm)	O.D. (mm)	SLR (mm)	RC (mm)	RIM	
									Rec.	Alt.
	5.00 R 8	TL	111 A5	STD	138	471	-	-	3.00 D	3.25 I; 3.75 I
	150/75 R 8	TL	113 A5	STD	150	430	-	-	4.33 R	-
	150/75 R 8 IMP	TL	109 A8	STD	150	430	-	-	4.33 R	-
	180/70 R 8	TL	125 A5	STD	170	453	-	-	4.33 R	-
	180/70 R 8 IMP (18 x 7 R 8)	TL	120 A8	STD	170	453	-	-	4.33 R	-
Ø 9"	6.00 R 9	TL	121 A5	STD	160	540	-	-	4.00 E	-
	200/75 R 9	TL	134 A5	STD	202	530	-	-	6.00 E	-
Ø 10"	6.50 R 10	TL	128 A5	STD	178	590	-	-	5.00 F	5.50 F
	225/75 R 10	TL	142 A5	STD	220	595	-	-	6.50 F	-
Ø 12"	7.00 R 12	TL	136 A5	STD	195	675	-	-	5.00 S	-
	250/75 R 12	TL	152 A5	STD	260	680	-	-	8.00	-
Ø 15"	7.00 R 15	TL	143 A5	STD	199	745	-	-	5.50	5.00
	7.50 R 15	TL	146 A5	STD	212	778	-	-	6.00	6.50
	8.25 R 15	TL	153 A5	STD	234	836	-	-	6.50	7.00

STD: Standard



Radial



A8



200

Technologies



Special Antistatic Compound



All Steel

Performance



Stability



Durability



Handling and Comfort



Traction





Radial



LIFTMAX LM 81

LIFTMAX LM 81 has been specifically designed and engineered for heavy forklift and terminal tractors. Its aggressive and robust tread pattern together with the unique Antistatic tread compound ensure excellent wear properties and a long service life. The strong All Steel casing and the reinforced sidewall provide maximum stability and handling during lift mode, together with a superior traction. In addition, its radial casing absorbs surfaces irregularities to provide a better riding comfort and increase operator confidence. LIFTMAX LM 81 is Antistatic compliant, and all its sizes are capable of dissipating static charge from the vehicle.

Technologies



Special Antistatic Compound



All Steel

Performance



Stability



Durability



Handling and Comfort



Traction

Ø 15"	Tire size	Type	LI/SS	Version	O.W. (mm)	O.D. (mm)	SLR (mm)	RC (mm)	RIM	
									Rec.	Alt.
	225/75 R 15 (28 X 9 R 15)	TL	149A5	STD	226	712	-	-	7.00	-
	250/70 R 15	TL	153A5	STD	230	735	-	-	7.00	-
	315/70 R 15	TL	165A5	STD	305	834	-	-	8.00	-
Ø 20"	9.00 R 20	TL	160A5	STD	255	1028	-	-	7.00	7.50
	10.00 R 20	TL	166A5	STD	275	1066	-	-	7.50	-
	11.00 R 20	TL	170A5	STD	288	1092	-	-	8.00	8.50
	12.00 R 20	TL	176A5	STD	314	1134	-	-	8.50	8.00
	12.00 R 20	TL	176A5	IND	314	1134	-	-	8.50	8.00
Ø 24"	12.00 R 24	TT	178A5	STD	310	1235	-	-	8.50	9.00
	12.00 R 24	TL	178A5	STD	310	1235	-	-	8.50	9.00
	14.00 R 24	TL	193A5	STD	388	1415	-	-	10.00 W	10.00 ; 10.00 WA
	14.00 R 24	TL	193A5	IND	388	1415	-	-	10.00 W	10.00 ; 10.00 WA
Ø 25"	16.00 R 25	TL	200A5	STD	440	1530	-	-	11.25/2.00	13.00/2.00

STD: Standard - IND: Industrial





MAGLIFT

MAGLIFT has been particularly designed for forklift in industrial and logistic operations. This solid tire features high load capacity and outstanding comfort. MAGLIFT shows excellent cut and chip resistance resulting in a long tire life. Its reinforced structure eliminates slippage risks whilst the special bead shape simplifies mounting operations on the rim.



Solid

Ø 8"	Tire size	Type	PR	LI/SS	Version	S.W.	O.D.	SLR	RC	RIM	
						(mm)	(mm)	(mm)	(mm)	Rec.	Alt.
4.00 - 8	-	-	-	-	STD	109	406	-	-	3.00 D - 8	-
4.00 - 8	-	-	-	-	LIP	109	406	-	-	3.00 D - 8	-
4.00 - 8	-	-	-	-	LIP-NM	109	406	-	-	3.00 D - 8	-
4.00 - 8	-	-	-	-	STD-NM	109	406	-	-	3.00 D - 8	-
5.00 - 8	-	-	-	-	STD	120	462	-	-	3.00 D - 8	-
5.00 - 8	-	-	-	-	LIP	120	462	-	-	3.00 D - 8	-
5.00 - 8	-	-	-	-	LIP-NM	120	462	-	-	3.00 D - 8	-
5.00 - 8	-	-	-	-	STD-NM	120	462	-	-	3.00 D - 8	-
15 X 4.5 - 8 (125/75 - 8)	-	-	-	-	STD	119	378	-	-	3.00 D - 8	-
15 X 4.5 - 8 (125/75 - 8)	-	-	-	-	LIP	119	378	-	-	3.00 D - 8	-
15 X 4.5 - 8 (125/75 - 8)	-	-	-	-	LIP-NM	119	378	-	-	3.00 D - 8	-
15 X 4.5 - 8 (125/75 - 8)	-	-	-	-	STD-NM	119	378	-	-	3.00 D - 8	-
16 X 6 - 8 (150/75 - 8)	-	-	-	-	STD	139	421	-	-	4.33 R - 8	-
16 X 6 - 8 (150/75 - 8)	-	-	-	-	LIP	139	421	-	-	4.33 R - 8	-
16 X 6 - 8 (150/75 - 8)	-	-	-	-	LIP-NM	139	421	-	-	4.33 R - 8	-
16 X 6 - 8 (150/75 - 8)	-	-	-	-	STD-NM	139	421	-	-	4.33 R - 8	-
18 X 7 - 8 (180/70 - 8)	-	-	-	-	STD	153	457	-	-	4.33 R - 8	-
18 X 7 - 8 (180/70 - 8)	-	-	-	-	LIP	153	457	-	-	4.33 R - 8	-
18 X 7 - 8 (180/70 - 8)	-	-	-	-	LIP-NM	153	457	-	-	4.33 R - 8	-
18 X 7 - 8 (180/70 - 8)	-	-	-	-	STD-NM	153	457	-	-	4.33 R - 8	-

STD: Standard - LIP: LIP Version - LIP-NM: LIP Non Marking - STD-NM: Standard Non Marking

Performance



Comfort



Cut and Chip Resistance



Durability



High Load Capacity





Solid



MAGLIFT

MAGLIFT has been particularly designed for forklift in industrial and logistic operations. This solid tire features high load capacity and outstanding comfort. MAGLIFT shows excellent cut and chip resistance resulting in a long tire life. Its reinforced structure eliminates slippage risks whilst the special bead shape simplifies mounting operations on the rim.

Performance



Comfort



Cut and Chip Resistance



Durability



High Load Capacity

Ø 9"	Tire size	Type	PR	LI/SS	Version	S.W. (mm)	O.D. (mm)	SLR (mm)	RC (mm)	RIM	
										Rec.	Alt.
	6.00 - 9	-	-	-	STD	141	529	-	-	4.00 E - 9	-
	6.00 - 9	-	-	-	LIP	141	529	-	-	4.00 E - 9	-
	6.00 - 9	-	-	-	LIP-NM	141	529	-	-	4.00 E - 9	-
	6.00 - 9	-	-	-	STD-NM	141	529	-	-	4.00 E - 9	-
	21 X 8 - 9 (200/75 - 9)	-	-	-	STD	189	525	-	-	6.00 E - 9	-
	21 X 8 - 9 (200/75 - 9)	-	-	-	LIP	189	525	-	-	6.00 E - 9	-
	21 X 8 - 9 (200/75 - 9)	-	-	-	LIP-NM	189	525	-	-	6.00 E - 9	-
	21 X 8 - 9 (200/75 - 9)	-	-	-	STD-NM	189	525	-	-	6.00 E - 9	-
	140/55 - 9	-	-	-	STD	132	377	-	-	4.00 E - 9	-
	140/55 - 9	-	-	-	LIP	132	377	-	-	4.00 E - 9	-
	140/55 - 9	-	-	-	LIP-NM	132	377	-	-	4.00 E - 9	-
	140/55 - 9	-	-	-	STD-NM	132	377	-	-	4.00 E - 9	-
Ø 10"	6.50 - 10	-	-	-	STD	154	575	-	-	5.00 F - 10	-
	6.50 - 10	-	-	-	LIP	154	575	-	-	5.00 F - 10	-
	6.50 - 10	-	-	-	LIP-NM	154	575	-	-	5.00 F - 10	-
	6.50 - 10	-	-	-	STD-NM	154	575	-	-	5.00 F - 10	-
	23 X 9 - 10 (225/75 - 10)	-	-	-	STD	213	585	-	-	6.50 F - 10	-
	23 X 9 - 10 (225/75 - 10)	-	-	-	LIP	213	585	-	-	6.50 F - 10	-
	23 X 9 - 10 (225/75 - 10)	-	-	-	LIP-NM	213	585	-	-	6.50 F - 10	-

STD: Standard - LIP: LIP Version - LIP-NM: LIP Non Marking - STD-NM: Standard Non Marking





Ø 10"	Tire size	Type	PR	LI/SS	Version	S.W.	O.D.	SLR	RC	RIM	
						(mm)	(mm)	(mm)	(mm)	Rec.	Alt.
	23 X 9 - 10 (225/75 - 10)	-	-	-	STD-NM	213	585	-	-	6.50 F - 10	-
	180/60 - 10	-	-	-	STD	153	460	-	-	5.00 F - 10	-
	180/60 - 10	-	-	-	LIP	153	460	-	-	5.00 F - 10	-
	200/50 - 10	-	-	-	STD	193	458	-	-	6.50 F - 10	-
	200/50 - 10	-	-	-	LIP	193	458	-	-	6.50 F - 10	-
	200/50 - 10	-	-	-	LIP-NM	193	458	-	-	6.50 F - 10	-
	200/50 - 10	-	-	-	STD-NM	193	458	-	-	6.50 F - 10	-
Ø 12"	7.00 - 12	-	-	-	STD	168	658	-	-	5.00 S - 12	-
	7.00 - 12	-	-	-	LIP	168	658	-	-	5.00 S - 12	-
	7.00 - 12	-	-	-	LIP-NM	168	658	-	-	5.00 S - 12	-
	7.00 - 12	-	-	-	STD-NM	168	658	-	-	5.00 S - 12	-
	23 X 10 - 12 (250/60 - 12)	-	-	-	STD	236	584	-	-	8.00 G - 12	-
	23 X 10 - 12 (250/60 - 12)	-	-	-	LIP	236	584	-	-	8.00 G - 12	-
	23 X 10 - 12 (250/60 - 12)	-	-	-	LIP-NM	236	584	-	-	8.00 G - 12	-
	23 X 10 - 12 (250/60 - 12)	-	-	-	STD-NM	236	584	-	-	8.00 G - 12	-
	27 X 10 - 12 (250/75 - 12)	-	-	-	STD	240	677	-	-	8.00 G - 12	-
	27 X 10 - 12 (250/75 - 12)	-	-	-	LIP	240	677	-	-	8.00 G - 12	-
	27 X 10 - 12 (250/75 - 12)	-	-	-	LIP-NM	240	677	-	-	8.00 G - 12	-
	27 X 10 - 12 (250/75 - 12)	-	-	-	STD-NM	240	677	-	-	8.00 G - 12	-

STD: Standard - LIP: LIP Version - LIP-NM: LIP Non Marking - STD-NM: Standard Non Marking





Solid



MAGLIFT

MAGLIFT has been particularly designed for forklift in industrial and logistic operations. This solid tire features high load capacity and outstanding comfort. MAGLIFT shows excellent cut and chip resistance resulting in a long tire life. Its reinforced structure eliminates slippage risks whilst the special bead shape simplifies mounting operations on the rim.

Performance



Comfort



Cut and Chip Resistance



Durability



High Load Capacity

Ø 12"	Tire size	Type	PR	LI/SS	Version	S.W. (mm)	O.D. (mm)	SLR (mm)	RC (mm)	RIM	
										Rec.	Alt.
	315/45 - 12	-	-	-	STD	282	578	-	-	10.00 G - 12	-
	315/45 - 12	-	-	-	LIP	282	578	-	-	10.00 G - 12	-
Ø 15"	5.50 - 15	-	-	-	STD	145	665	-	-	4.50 E - 15	-
	7.00 - 15	-	-	-	STD	180	730	-	-	5.5 - 15	-
	7.00 - 15	-	-	-	LIP	180	730	-	-	5.5 - 15	-
	7.00 - 15	-	-	-	LIP-NM	180	730	-	-	5.5 - 15	-
	7.00 - 15	-	-	-	STD-NM	180	730	-	-	5.5 - 15	-
	7.50 - 15	-	-	-	STD	193	756	-	-	5.5 - 15	-
	7.50 - 15	-	-	-	STD	193	756	-	-	6.0 - 15	-
	7.50 - 15	-	-	-	LIP	193	756	-	-	5.5 - 15	-
	7.50 - 15	-	-	-	LIP	193	756	-	-	6.0 - 15	-
	7.50 - 15	-	-	-	LIP-NM	193	756	-	-	5.5 - 15	-
	7.50 - 15	-	-	-	LIP-NM	193	756	-	-	6.0 - 15	-
	7.50 - 15	-	-	-	STD-NM	193	756	-	-	5.5 - 15	-
	7.50 - 15	-	-	-	STD-NM	193	756	-	-	6.0 - 15	-
	8.15-15/28x9-15 (225/75-15)	-	-	-	STD	218	691	-	-	7.0 - 15	-
	8.15-15/28x9-15 (225/75-15)	-	-	-	LIP	218	691	-	-	7.0 - 15	-
	8.15-15/28x9-15 (225/75-15)	-	-	-	LIP-NM	218	691	-	-	7.0 - 15	-
	8.15-15/28x9-15 (225/75-15)	-	-	-	STD-NM	218	691	-	-	7.0 - 15	-

STD: Standard - LIP: LIP Version - LIP-NM: LIP Non Marking - STD-NM: Standard Non Marking





Ø 15"	Tire size	Type	PR	LI/SS	Version	S.W.	O.D.	SLR	RC	RIM	
						(mm)	(mm)	(mm)	(mm)	Rec.	Alt.
	8.25 - 15	-	-	-	STD	207	818	-	-	6.5 - 15	-
	8.25 - 15	-	-	-	LIP	207	818	-	-	6.5 - 15	-
	8.25 - 15	-	-	-	LIP-NM	207	818	-	-	6.5 - 15	-
	8.25 - 15	-	-	-	STD-NM	207	818	-	-	6.5 - 15	-
	28 X 12.5 - 15 (355/45 - 15)	-	-	-	STD	295	687	-	-	9.75 - 15	-
	28 X 12.5 - 15 (355/45 - 15)	-	-	-	LIP	295	687	-	-	9.75 - 15	-
	28 X 12.5 - 15 (355/45 - 15)	-	-	-	LIP-NM	295	687	-	-	9.75 - 15	-
	28 X 12.5 - 15 (355/45 - 15)	-	-	-	STD-NM	295	687	-	-	9.75 - 15	-
	32 X 12.5 - 15 (355 / 65 - 15)	-	-	-	STD	295	825	-	-	9.75 - 15	-
	32 X 12.5 - 15 (355 / 65 - 15)	-	-	-	LIP	295	825	-	-	9.75 - 15	-
	250 - 15 (250/70 - 15)	-	-	-	STD	216	718	-	-	7.0 - 15	-
	250 - 15 (250/70 - 15)	-	-	-	LIP	216	718	-	-	7.0 - 15	-
	250 - 15 (250/70 - 15)	-	-	-	LIP-NM	216	718	-	-	7.0 - 15	-
	250 - 15 (250/70 - 15)	-	-	-	STD-NM	216	718	-	-	7.0 - 15	-
	300 - 15 (315/70 - 15)	-	-	-	STD	255	820	-	-	8.0 - 15	-
	300 - 15 (315/70 - 15)	-	-	-	LIP	255	820	-	-	8.0 - 15	-
	300 - 15 (315/70 - 15)	-	-	-	LIP-NM	255	820	-	-	8.0 - 15	-
	300 - 15 (315/70 - 15)	-	-	-	STD-NM	255	820	-	-	8.0 - 15	-
Ø 20"	10.00 - 20	-	-	-	STD	255	1035	-	-	7.00 - 20	-

STD: Standard - LIP: LIP Version - LIP-NM: LIP Non Marking - STD-NM: Standard Non Marking





Solid



MAGLIFT

MAGLIFT has been particularly designed for forklift in industrial and logistic operations. This solid tire features high load capacity and outstanding comfort. MAGLIFT shows excellent cut and chip resistance resulting in a long tire life. Its reinforced structure eliminates slippage risks whilst the special bead shape simplifies mounting operations on the rim.

Performance



Comfort



Cut and Chip Resistance



Durability



High Load Capacity

Ø 20"	Tire size	Type	PR	LI/SS	Version	S.W. (mm)	O.D. (mm)	SLR (mm)	RC (mm)	RIM	
										Rec.	Alt.
	10.00 - 20	-	-	-	STD	255	1035	-	-	7.50 - 20	-
	10.00 - 20	-	-	-	STD	255	1035	-	-	8.00 - 20	-
	11.00 - 20	-	-	-	STD	259	1060	-	-	7.50 - 20	-
	11.00 - 20	-	-	-	STD	259	1060	-	-	8.00 - 20	-
	12.00 - 20	-	-	-	STD	285	1090	-	-	8.00 - 20	-
	12.00 - 20	-	-	-	STD	285	1090	-	-	8.50 - 20	-
Ø 24"	14.00 - 24	-	-	-	STD	330	1320	-	-	10.00 - 24	-

STD: Standard






MAGLIFT ECO RIB

MAGLIFT ECO RIB is a solid tire specially designed for GSE trailers (ground support equipment). Its reinforced structure eliminates slippage risks whilst the specifically designed rim guard ensures protection against wheel damage. MAGLIFT ECO RIB shows excellent steering control, high stability, low vibration and self-ment for trailers. Additional features are low rolling resistance and low heat built up for improved efficiency.

◆
Solid

Ø 8"	Tire size	Type	PR	LI/SS	Version	S.W. (mm)	O.D. (mm)	SLR (mm)	RC (mm)	RIM	
										Rec.	Alt.
											
	4.00 - 8	-	-	-	STD	104	406	-	-	3.00 D - 8	-
	4.00 - 8	-	-	-	STD	124	408	-	-	3.75 I - 8	-

STD: Standard

Performance



Low Rolling Resistance



Stability



Steering Control





Solid



MAGLIFT GROSS

The new MAGLIFT GROSS has been specially designed for yard tractors and semitrailer movements in industrial applications, mainly in distribution centers, logistic hubs and container depots. In airport hubs MAGLIFT GROSS can be used also for deck loaders. Its wide tread profile provides great lateral stability and higher safety in lifting and cornering operations even with heavy loads. MAGLIFT GROSS has been developed with a reinforced structure that eliminates slippage risks, whilst its special bead shape simplifies mounting operations on the rim.

Performance



Stability



Steering Control



High Load Capacity



Durability

Ø 20"	Tire size	Type	PR	LI/SS	Version	S.W.	O.D.	SLR	RC	RIM	
						(mm)	(mm)	(mm)	(mm)	Rec.	Alt.
	355/50 - 20	-	-	-	STD	311	840	-	-	10.00 - 20	-

STD: Standard





ROCK GRIP IND4 (RS)

ROCK GRIP IND4 (RS) is a bias-ply tire designed for reach stackers in several applications including industrial handling and steelworks. In airport hubs ROCK GRIP IND4 (RS) can be employed also for push back tractors. The special ROCK GRIP compound ensures particular heat resistance along with great stability and durability.

Ø 25"	Tire size	Type	PR	LI/SS	Version	O.W.	O.D.	SLR	RC	RIM	
						(mm)	(mm)	(mm)	(mm)	Rec.	Alt.
	18.00 - 25	TL	40	-	PORT IND	510	1650	753	4885	13.00/2.5	15.00/2.5
Ø 33"	18.00 - 33	TL	36	-	PORT IND	510	1887	869	5586	13.00/2.5	-
	18.00 - 33	TL	40	-	PORT IND	510	1887	869	5586	13.00/2.5	-
	18.00 - 33	TL	44	-	PORT IND	510	1887	869	5586	13.00/2.5	-

PORT IND: Port Industrial



Bias



Technologies



Special Compound

Performance



Durability



Heat Resistance



Stability





Bias



A8



160



POWER TRAX HD (FL)

POWER TRAX HD is a premium bias-ply tire that is specially designed for forklift equipment in industrial applications. The deep tread, the extra thick sidewall and the tough casing provide exceptional durability minimizing the risk of punctures and accidental damages. The tire features excellent cut, chip and tear resistance suitable for rough and hard concrete surface. The specially designed rim guard ensures protection against flats and wheel damages in the rim flange area.

Technologies



Deep Tread

Performance



Cut and Chip Resistance



Durability



High Puncture Resistance

Ø 8"	Tire size	Type	PR	LI/SS	Version	S.W. (mm)	O.D. (mm)	SLR (mm)	RC (mm)	RIM	
										Rec.	Alt.
	18 X 7 - 8 (180/70 - 8)	TT	16	-	STD	173	470	-	-	4.33 R	5.00 F
	5.00 - 8	TT	10	-	STD	145	480	-	-	3.00 D	3.25 I
Ø 9"	6.00 - 9	TT	10	-	STD	166	543	-	-	4.00 E	-
Ø 10"	23 X 9 - 10 (225/75 - 10)	TT	20	-	STD	235	590	-	-	6.50 F	-
	23 X 9 - 10 (225/75 - 10)	TT	18	-	STD	235	590	-	-	6.50 F	-
	6.50 - 10	TT	12	-	STD	193	595	278	1774	5.00 F	5.50 F
	6.50 - 10	TT	14	-	STD	193	595	278	1774	5.00 F	5.50 F
	6.50 - 10	TT	10	-	STD	193	595	278	1774	5.00 F	5.50 F
Ø 12"	27 X 10 - 12 (250/75 - 12)	TT	16	-	STD	255	690	-	-	8.00 G	-
	27 X 10 - 12 (250/75 - 12)	TT	20	-	STD	255	690	-	-	8.00 G	-
	7.00 - 12	TT	14	-	STD	205	675	-	-	5.00 S	-
	7.00 - 12	TT	16	-	STD	205	675	-	-	5.00 S	-
Ø 15"	10.00 L - 15 (36 X 11 - 15)	TT	16	-	STD	285	918	-	-	7.50 BD	7.5
	10.00 L - 15 (36 X 11 - 15)	TT	24	-	STD	285	918	-	-	7.50 BD	7.5
	250 - 15 (250/70 - 15)	TT	18	-	STD	240	745	-	-	7.50	7.0

STD: Standard





Ø 15"	Tire size	Type	PR	LI/SS	Version	S.W.	O.D.	SLR	RC	RIM	
						(mm)	(mm)	(mm)	(mm)	Rec.	Alt.
	250 - 15 (250/70 - 15)	TT	20	-	STD	240	745	-	-	7.50	7.0
	250 - 15 (250/70 - 15)	TT	16	-	STD	240	745	-	-	7.50	7.0
	28 X 12.5 - 15	TT	24	-	STD	304	705	-	-	9.75 BD	-
	300 - 15 (315/70 - 15)	TT	20	-	STD	300	845	-	-	8.00	-
	8.15 - 15 (28 X 9 - 15)	TT	14	-	STD	227	710	-	-	7.00	7 BD
	8.25 - 15	TT	14	-	STD	248	845	-	-	6.50	7.0
	8.25 - 15	TT	16	-	STD	248	845	-	-	6.50	7.0
Ø 20"	9.00 - 20	TT	16	-	STD	270	1050	-	-	7.0	7.5
	10.00 - 20	TT	16	-	STD	285	1080	-	-	7.5	8.0
	10.00 - 20	TT	18	-	STD	285	1080	-	-	7.5	8.0

STD: Standard



Bias



A8



114



PL 801

PL 801 has been specially designed for hay harvesting applications with rotor rakes/tedders and for logistics operations with forklifts. It features excellent stability as well as high cut and chip resistance. PL 801 ensures an extended tire life-cycle.

Performance



Cut and Chip Resistance



Durability





Stability

Ø 5"	Tire size	RIM		S.W. (mm)	O.D. (mm)	SLR (mm)	RC (mm)	Version	PR	Type	LI/SS
		Rec.	Alt.								
	23 X 5 (23 X 5 [- 13])	3.75 P	-	154	640	-	-	STD	6	TT	-
Ø 8"	5.00 - 8	3.00 D	3.25 I	135	468	-	-	STD	8	TT	-
	5.00 - 8	3.00 D	3.25 I	135	468	-	-	STD	10	TT	-
	18 X 7 - 8 (180/70 - 8)	4.33 R	5.00 F	173	470	-	-	STD	14	TT	-
	18 X 7 - 8 (180/70 - 8)	4.33 R	5.00 F	173	470	-	-	STD	16	TT	-
Ø 9"	6.00 - 9	4.00 E	-	157	543	-	-	SPL	10	TT	-
	6.00 - 9	4.00 E	-	157	543	-	-	STD	10	TT	114A8
	6.00 - 9	4.00 E	-	157	543	-	-	STD	12	TT	-
	21 X 8 - 9 (200/75 - 9)	6.00 E	7.00 E	200	535	-	-	STD	14	TT	-
	21 X 8 - 9 (200/75 - 9)	6.00 E	7.00 E	200	535	-	-	STD	16	TT	-
Ø 10"	6.50 - 10	5.00 F	5.50 F	185	595	-	-	STD	10	TT	-
Ø 12"	7.00 - 12	5.00 S	-	189	692	-	-	STD	12	TT	-
	7.00 - 12	5.00 S	-	189	692	-	-	STD	14	TT	-

STD: Standard - SPL: Special





Ø 15"	Tire size	RIM		S.W. (mm)	O.D. (mm)	SLR (mm)	RC (mm)	Version	PR	Type	LI/SS
		Rec.	Alt.								
											
	5.50 - 15	4.50 E DT	4.50 E SDC	157	670	-	-	STD	8	TT	-
	7.00 - 15 (29 X 8 - 15)	5.5	4.33 R ; 5.0	200	750	-	-	STD	12	TT	-
	7.00 - 15 (30 X 8 - 15)	6.0	5.50 BD ; 5.5	206	775	-	-	STD	12	TT	-
	7.00 - 15 (30 X 8 - 15)	6.0	5.50 BD ; 5.5	206	775	-	-	STD	14	TT	-
	7.50 - 15	6.0	6.00 S ; 6.5	220	785	-	-	STD	12	TT	-
	7.50 - 15 (7.50 - 15 [32" OD])	6.0	6.00 S ; 6.5	220	814	-	-	STD	14	TT	-
	7.50 - 15	6.0	6.00 S ; 6.5	220	785	-	-	STD	14	TT	-
	8.15 - 15 (28 X 9 - 15)	7.0	7.00 BD	215	720	-	-	STD	12	TT	-
	8.15 - 15 (28 X 9 - 15)	7.0	7.00 BD	215	720	-	-	STD	14	TT	-
	8.25 - 15	6.5	6.0 ; 7.0	236	854	-	-	STD	12	TT	-
	8.25 - 15	6.5	6.0 ; 7.0	236	854	-	-	STD	14	TT	-
	250 - 15 (250/70 - 15)	7.50 BD	7.0 ; 7.5	235	745	-	-	STD	16	TT	-
	250 - 15 (250/70 - 15)	7.50 BD	7.0 ; 7.5	235	745	-	-	STD	20	TT	-
	300 - 15 (315/70 - 15)	8.00 BD	8.0	295	840	-	-	STD	18	TT	-

STD: Standard



Load index

The load index is a code that defines a tire's maximum weight capacity at the speed given by its speed index provided that the usage conditions recommended by the Manufacturer are fully complied with.

Corresponding values of load index (LI) and load capacity per wheel (kg / lbs)

LI	lbs	kg	LI	lbs	kg	LI	lbs	kg	LI	lbs	kg
50	420	190	85	1135	515	120	3085	1400	155	8540	3875
51	430	195	86	1170	530	121	3195	1450	156	8820	4000
52	440	200	87	1200	545	122	3305	1500	157	9095	4125
53	455	206	88	1235	560	123	3415	1550	158	9370	4250
54	465	212	89	1280	580	124	3525	1600	159	9645	4375
55	480	218	90	1325	600	125	3635	1650	160	9920	4500
56	495	224	91	1355	615	126	3750	1700	161	10195	4625
57	505	230	92	1390	630	127	3860	1750	162	10470	4750
58	520	236	93	1435	650	128	3970	1800	163	10745	4875
59	535	243	94	1475	670	129	4080	1850	164	11025	5000
60	550	250	95	1520	690	130	4190	1900	165	11355	5150
61	565	257	96	1565	710	131	4300	1950	166	11685	5300
62	585	265	97	1610	730	132	4410	2000	167	12015	5450
63	600	272	98	1655	750	133	4540	2060	168	12345	5600
64	615	280	99	1710	775	134	4675	2120	169	12785	5800
65	640	290	100	1765	800	135	4805	2180	170	13225	6000
66	660	300	101	1820	825	136	4940	2240	171	13560	6150
67	675	307	102	1875	850	137	5070	2300	172	13890	6300
68	695	315	103	1930	875	138	5205	2360	173	14330	6500
69	715	325	104	1985	900	139	5355	2430	174	14770	6700
70	740	335	105	2040	925	140	5510	2500	175	15210	6900
71	760	345	106	2095	950	141	5675	2575	176	15650	7100
72	785	355	107	2150	975	142	5840	2650	177	16095	7300
73	805	365	108	2205	1000	143	6005	2725	178	16535	7500
74	825	375	109	2270	1030	144	6175	2800	179	17085	7750
75	855	387	110	2335	1060	145	6395	2900	180	17635	8000
76	880	400	111	2405	1090	146	6615	3000	181	18185	8250
77	910	412	112	2470	1120	147	6780	3075	182	18740	8500
78	935	425	113	2535	1150	148	6945	3150	183	19290	8750
79	965	437	114	2600	1180	149	7165	3250	184	19840	9000
80	990	450	115	2680	1215	150	7385	3350	185	20390	9250
81	1020	462	116	2755	1250	151	7605	3450	186	20945	9500
82	1045	475	117	2835	1285	152	7825	3550	187	21495	9750
83	1075	487	118	2910	1320	153	8045	3650	188	22045	10000
84	1100	500	119	3000	1360	154	8265	3750	189	22705	10300

LI	lbs	kg	LI	lbs	kg	LI	lbs	kg
190	23370	10600	200	30865	14000	210	41885	19000
191	24030	10900	201	31965	14500	211	42990	19500
192	24690	11200	202	33070	15000	212	44090	20000
193	25350	11500	203	34170	15500	213	45415	20600
194	26015	11800	204	35270	16000	214	46735	21200
195	26785	12150	205	36375	16500	215	48060	21800
196	27555	12500	206	37475	17000	216	49380	22400
197	28330	12850	207	38580	17500	217	50705	23000
198	29100	13200	208	39680	18000	218	52025	23600
199	29980	13600	209	40785	18500	219	53570	24300

Speed index

The speed index is a value that indicates the maximum admitted speed at which the tire can carry the weight corresponding to its load index provided that the usage conditions recommended by the Manufacturer are fully complied with.

Speed index	A2	A4	A6	A8	B	C	D	E	F	G	J	K
km/h	10	20	30	40	50	60	65	70	80	90	100	110
mph	5	10	20	25	30	35	40	45	50	55	62	68

Notes

Notes



Corporate Office

Balkrishna Industries Ltd.

BKT HOUSE, C/15, Trade World, Kamala Mills Compound, Senapati Bapat Marg, Lower Parel, Mumbai - 400013, India
Tel: (+91) 22-6666 3800 - Fax: (+91) 22-6666 3898/99 - e-mail: info@bkt-tires.com - bkt-tires.com

BKT Europe srl

Viale Della Repubblica, 133
20831 Seregno (MB), Italy
Tel: (+39) 0362 33 03 28
(+39) 0362 32 51 07
Fax: (+39) 0362 23 24 72

BKT USA Inc.

202 Montrose West Ave. Suite 240
Copley, Ohio 44321
Office: (+1) 330 836 1090
Fax: (+1) 330 836 1091

BKT Tires (CANADA) Inc.

55 York Street, Suite 401
Toronto, Ontario M5J 1R7, Canada
Tel: AG/IND (+1) 514 792 9220
OTR (+1) 780 888 5667
Fax: (+1) 416 229 1711



bkt-tires.com